



## SEMESTER TRAINING PLANNER FORM

Procedure for filling the Semester Training Planner




**Planning in advance is a must and the STP will help you do it very simply.**

While requesting for a Training, it is necessary to complete the new **Semester Training Planner** to ensure that:

- All the batches belonging to the different departments and the specific semesters come into the training program, rather than just a few batches and departments.
- The students are able to take training in maximum possible relevant FOSS before they graduate and leave campus

### **STEPS TO FILL THE NEW SEMESTER TRAINING PLANNER FORM:**

- Type <http://spoken-tutorial.org> in the browser. Now click on the Login link at the top right of the webpage. Login with your Username and Password.
- If you have not registered yet, then click on the below link to create your account:  
<http://spoken-tutorial.org/accounts/register/>
- Click on '**Software Training**' link present in the header part of the website.  
Select '**Training Dashboard**' and click on '**Semester Training Planner Summary (STPS)**',  
link: <http://spoken-tutorial.org/software-training/training-planner/>
- Select **Current Semester**: July- December, 2017. You can also plan for Next Semester: January – June, 2018 in advance.
- In case your Semester begins Mid-June onwards, please choose **July- Dec Semester** and select **1st July** as Semester Start Date.
- Select **Department** - . (*Mechanical, Electrical,.....*)  
(*Single/Multiple*)
- Select **Batch: Department and Year**
- **Training Type:**
  - a. Select Software course **Outside lab hours.**
  - b. Select Software course **Mapped in lab hours.**
  - c. Select Software course **Unmapped in lab hours.**



TRUE COPY

*[Signature]*

Director

NBN Sinhgad Technical Institutes  
Campus, Ambegaon(Bk.), Pune-41.

- Fill **Semester Start Date** (Should fall in the given semester months)
- Select **Software course**: (List of Foss)
- Click on **Submit**
- **Note** : Not more than 3 **courses** can be requested in one semester per department.
- Organiser can Edit the semester start date, software course, department name and year before marking Participant List.


### STP Summary

Semester Start Date	Software course	Department Name	Batch Year	Participant List Status
---------------------	-----------------	-----------------	------------	-------------------------

- Please select and upload the Participants list from Master Batch. You may upload for 1 or more batches per department at a time.

**STP Link:** <http://spoken-tutorial.org/software-training/training-planner/>

**Master Batch Link:** <http://spoken-tutorial.org/software-training/student-batch/>



**TRUE COPY**

*[Handwritten Signature]*

Director

NBN Sinhgad Technical Institute  
Campus, Ambegaon(Bk.), Pune-41.





Sinhgad Technical Education Society's

NBN SINHGAD TECHNICAL INSTITUTES CAMPUS  
**NBN SINHGAD SCHOOL OF ENGINEERING**

Approved by AICTE, New Delhi, Recognized by Government of Maharashtra & Affiliated to Savitribai Phule Pune University (ID No. - PU/PN/Engg/432/2012)

Sinhgad Institutes

S. No. 10/1, Ambegaon (Budruk), Off Sinhgad Road, Pune 411041

Tel. : +91-20-24355042 / 46, +91-20-24610880/881 • Tele Fax : +91-20-24355042 • Website : www.sinhgad.edu • Email : nbnssoe@sinhgad.edu

**DEPARTMENT OF ELECTRONICS & TELECOMMUNICATION**

Date: 01.09.2022

All SE TE and BE students are hereby informed that **IIT Spoken 2021-22 Sem-I** exam will be conducted as per given schedule.

Day, Date	Time	IIT Spoken	Course Name and link
Monday 10/10/2022	2.00 pm to 2.45 pm	SE E&TC	<b>C and CPP</b> <a href="https://spoken-tutorial.org/tutorial-search/?search_foss=C+and+C++&amp;search_language=">https://spoken-tutorial.org/tutorial-search/?search_foss=C+and+C++&amp;search_language=</a>
Tuesday 15/09/2022	2.00 pm to 2.45 pm	TE E&TC	<b>PHP and MYSQL</b> <a href="https://spoken-tutorial.org/tutorial-search/?search_foss=PHP+and+MySQL&amp;search_language=English">https://spoken-tutorial.org/tutorial-search/?search_foss=PHP+and+MySQL&amp;search_language=English</a>
Wednesday 16/09/2022	2.00 pm to 2.45 pm	BE E&TC	<b>JAVA Base Application</b> <a href="https://spoken-tutorial.org/tutorial-search/?search_foss=Java+Business+Application&amp;search_language=English">https://spoken-tutorial.org/tutorial-search/?search_foss=Java+Business+Application&amp;search_language=English</a>

**Procedure to be followed by the Participants/Students for taking the Online Test Steps for taking the Test:**

- Step 1: • Login to the Student Dashboard (<http://spoken-tutorial.org/participant/login/>), Go to 'Ongoing Test' and click 'Enroll', The invigilator will mark the Attendance for you.
  - Step 2: • Please refresh your browser screen after the invigilator marks your attendance, click 'Enter into Test' in the Ongoing test tab. It will take you to a new window (Spoken Tutorial Online Test Center).
  - Step 3: • After you enter your Username and Password, you will see the Homepage where you will get the list of Tests available for various FOSS / Courses. Click on the Test which you want to give. (Note: Read the instructions which appear on the screen.)
  - Step 4: • Click on "Attempt Quiz Now". Then click on "Start Attempt".
  - Step 5: • At the end of the test, click on "Finish attempt" in the Quiz Navigation Panel. You will get to see "Summary of Attempts". • It will also show if you missed any questions. You can click on "Return to attempts" or you can go back and attempt by clicking on the particular question number.
  - Step 6: • Confirm by clicking on "Submit All and Finish" once you have completed the test. • You will get your test score on the spot. Note:
    - Duration of the test will be between 20 mins to 45 mins, depending on the FOSS selected for the Test.
    - Answer all the questions, don't leave out any.
    - Please note that you will be able to view the certificate only on scoring 40% or above. • Login with your Username and Password in the 'Participant Dashboard' for downloading the Certificates. • Participants who don't pass in the Test, will get a chance to re-attempt the Test after a gap of 15 days. <http://spoken-tutorial.org>
- IIT Bombay Feedback: Login with your username • If you want to give your feedback about the training, click on the feedback link. Please note that your feedback is very valuable to us, it will help us to improvise

*S.P.*  
**S.P.Deshmukh**  
 Institute Coordinator



*Dr. M.M. Jadhav*  
**Dr.M.M.Jadhav**  
 Head of Department E&TC




**DEPARTMENT OF ELECTRONICS & TELECOMMUNICATION**

Date: 11.04.2022

All SE TE and BE students are hereby informed that **IIT Spoken 2021-22** exam will be conducted as per given schedule.

Day, Date	Time	IIT Spoken
Monday 25/04/2022	2.00 pm to 2.45 pm	SE E&TC
Tuesday 26/04/2022	2.00 pm to 2.45 pm	TE E&TC
Wednesday 27/04/2022	2.00 pm to 2.45 pm	BE E&TC

**Procedure to be followed by the Participants/Students for taking the Online Test Steps for taking the Test:**

Step 1: • Login to the Student Dashboard (<http://spoken-tutorial.org/participant/login/>), Go to 'Ongoing Test' and click 'Enroll', The invigilator will mark the Attendance for you.

Step 2: • Please refresh your browser screen after the invigilator marks your attendance, click 'Enter into Test' in the Ongoing test tab. It will take you to a new window (Spoken Tutorial Online Test Center).

Step 3: • After you enter your Username and Password, you will see the Homepage where you will get the list of Tests available for various FOSS / Courses. Click on the Test which you want to give. (Note: Read the instructions which appear on the screen.)

Step 4: • Click on "Attempt Quiz Now". Then click on "Start Attempt".

Step 5: • At the end of the test, click on "Finish attempt" in the Quiz Navigation Panel. You will get to see "Summary of Attempts". • It will also show if you missed any questions. You can click on "Return to attempts" or you can go back and attempt by clicking on the particular question number.


Step 6: • Confirm by clicking on "Submit All and Finish" once you have completed the test. • You will get your test score on the spot. Note:


• Duration of the test will be between 20 mins to 45 mins, depending on the FOSS selected for the Test.


• Answer all the questions, don't leave out any.

• Please note that you will be able to view the certificate only on scoring 40% or above. • Login with your Username and Password in the 'Participant Dashboard' for downloading the Certificates. • Participants who don't pass in the Test, will get a chance to re-attempt the Test after a gap of 15 days. <http://spoken-tutorial.org>

spoken-tutorial.org IIT Bombay Feedback: Login with your username • If you want to give your feedback about the training, click on the feedback link. Please note that your feedback is very valuable to us, it will help us to improvise

  
**S.P. Deshmukh**  
 Institute Coordinator





  
**Dr. M.M. Jadhav**  
 Head of Department E&TC


STES'S  
NBN Sinhgad Technical Institute Campus  
NBN Sinhgad School of Engineering, Pune  
Department of E&TC Engineering

Spoken Tutorial Result (2021-22 Sem-II)

Sr. No.	Class	Course	Test Conduction Date	Students Appeared	Pass	Fail
1	SE	C	25/04/2022 10/05/22	71	66	5
2	SE	CPP	25/04/2022 10/05/22	71	69	2
3	TE	R programming	26/04/2022 10/05/22	58	23	35
4	BE	Java	27/04/2022 10/05/22	70	57	13

  
S.P. Deshmukh  
Co. Ordinator

  
Dr. M.M. Jadhav  
HOD

TRUE COPY  
  
Dr. M.M. Jadhav  
NBN Sinhgad Technical Institutes  
Campus, Ambegaon (Bk.), Pune-41.





For the purpose of course selection, go here : Software Offered

Keyword Search

Online Test

Dashboard

Pre-Dated Pending Waiting for Invigilator Approved Ongoing Completed Reschedule

#	State	Academic Code	Institution	Organiser	FCSS	Date	Participants	
1	Maharashtra	MAH-00731	NBN Sinhgad School of Engineering (NBN SSOE)	sunita	C	10 May 2022 2 p.m.	20	<a href="#">View Participant</a>
2	Maharashtra	MAH-00731	NBN Sinhgad School of Engineering (NBN SSOE)	sunita	Cpp	10 May 2022 3 p.m.	27	<a href="#">View Participant</a>
3	Maharashtra	MAH-00731	NBN Sinhgad School of Engineering (NBN SSOE)	sunita	Java	10 May 2022 10 a.m.	36	<a href="#">View Participant</a>
4	Maharashtra	MAH-00731	NBN Sinhgad School of Engineering (NBN SSOE)	sunita	R	10 May 2022 10 a.m.	7	<a href="#">View Participant</a>
5	Maharashtra	MAH-00731	NBN Sinhgad School of Engineering (NBN SSOE)	sunita	Java	27 Apr 2022 2 p.m.	34	<a href="#">View Participant</a>
6	Maharashtra	MAH-00731	NBN Sinhgad School of Engineering (NBN SSOE)	sunita	R	26 Apr 2022 2 p.m.	31	<a href="#">View Participant</a>
7	Maharashtra	MAH-00731	NBN Sinhgad School of Engineering (NBN SSOE)	sunita	C	25 Apr 2022 2 p.m.	55	<a href="#">View Participant</a>
8	Maharashtra	MAH-00731	NBN Sinhgad School of Engineering (NBN SSOE)	sunita	Cpp	25 Apr 2022 3:20 p.m.	33	<a href="#">View Participant</a>

- FOSSEE Project
- Sofab
- eSim (Oscad)

- Aakash Labs
- Co-learn
- Education Mission

- Software Training
- Contacts for Training
- Training Dashboard


- About Us
- News



73°F  
Cloudy



ENG IN  
12:18 PM  
15-09-2022



**TRUE COPY**  
  
 Director  
 NBN Sinhgad Technical Institute  
 Campus, Ambegaon(Bk.), Pune-41